



AIRSTREAM® Basecamp

2025 TRAVEL TRAILERS

About Basecamp

Built for those who want the most out of their outdoor experience, Basecamp gets you closer to the adventure than you ever thought possible. A small camping trailer that's tough enough to go anywhere your wanderlust takes you, Basecamp lets you bring along the comfort so you can focus on enjoying your time while you're there. Hit the slopes in search of fresh powder. Spend a week mountain biking deep in the forest. Bring along the climbing gear and tackle the crags. Basecamp is true to its name: It's your personal, mobile outpost – and it's ready for whatever adventure you have in mind.

- Two floor plans, endless possibilities: Choose from the compact 16-foot floor plan of Basecamp 16 or the expanded 20-foot Basecamp 20.
- The rugged, optional X-Package lets you go further afield in search of the best outdoor experiences.
- Easily towable by many mid-sized trucks and SUVs.
- Aggressive departure angle is made for tackling uneven terrain.


[Explore more features Basecamp has to offer](#)



Optional Solar Charging System and Lithium Batteries



Panoramic Windows Offer Breathtaking Views




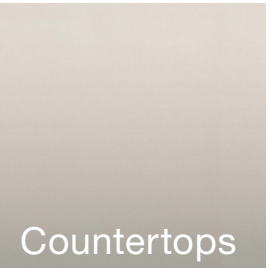
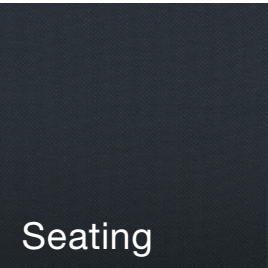
Rear Hatch for Easy Gear Loading

Alpine Lake

“There’s nothing like coming back from a hike to everything you need to relax – a kitchen, a bathroom, and best of all: a shower.” **NAILAH** Basecamp 16 Owner



Blue seating and light countertops are crisp and soothing, mirroring the colors of the outside world.



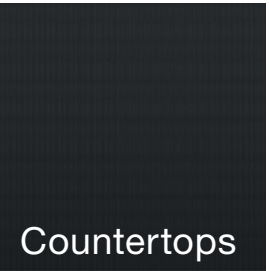



Scarlet Peak

“ We love that it’s easy to tow, and that we have room to bring the whole family and spread out.”
DOUG AND HEATHER Basecamp 20X Owners



Dark grey seating is accented by touches of bright red thread and pops of crimson throughout the trailer.



Floor Plan Options



“Basecamp 16 is small enough to tow behind the SUV we already had in the garage, but it’s big enough to bring along our kayak and all our gear.”

SETH AND ASHLEY Basecamp 16 owners



16
16' 2"
LENGTH

1
AXLES

2
SLEEPS

“We were so excited when Airstream introduced the larger, 20-foot Basecamp – it’s perfect for our family. The kids love getting outdoors, and we love having a comfortable place to sleep at night.”

DESHAUN AND LETICIA Basecamp 20X owner



20
20' 2"
LENGTH

1
AXLES

4
SLEEPS

Compare Floor Plans

Experience Airstream’s iconic quality and hand-made craftsmanship in a unique, riveted aluminum shape. Its aerodynamic body and roof profile slip through the air on the open road, helping fuel efficiency. And the panoramic front windows give you excellent views no matter where you set up camp. Choose from the 2-person Basecamp 16 or the 4-person Basecamp 20 – both available with the optional X-Package upgrade that adds more clearance, heavy-duty exterior features, and stainless steel rock guards.

	Floor Plan Option	Exterior Width	Exterior Length	Sleeps	Hitch Weight	Base Weight (lbs.)	GVWR (lbs.)	Net Carrying Capacity (lbs.)	Fresh Water Tank (gal.)	Gray Water Tank (gal.)	Waste Water Tank (gal.)	Refrigerator (12v Electric)	Ducted Furance (BTU)
	Basecamp 16	7'	16' 2	2	410	2,650	3,500	850	21	-	24 (Combo)	3.1 cu. ft.	12,000
	Basecamp 20	7' 9.5"	20' 2	4	500	3,400	4,300	900	23	28	21	4.3 cu. ft.	19,000



Exterior Features

Basecamp is rugged and ready, with exterior features that let you focus on the adventure at hand. Open the large rear hatch door and load bikes, snowboards, a kayak, and more. An outdoor shower lets you clean up pets, gear, or yourself before heading inside. And pre-installed wiring makes it easy to hook up solar panels and extend the amount of time you can stay powered off the grid.

[Explore more features the Basecamp has to offer](#)



1 Steel Entry Step

Easy access in and out of the main entry door



2 Storage Above Propane Tanks

Keep essential gear close at hand



3 12V Tank Heaters

Help keep the tanks from freezing in cold conditions when you're not running the furnace



4 Keder Rail Accessories

Compatible with optional tent and awning accessories to increase your living space



5 Full Size Spare Tire

Hidden beneath the rear of the trailer



6 Cast Aluminum LED Tail Lights

Safety and security while you're on your way

Specifications

	16	16X	20	20X
Exterior Length	16' 2"	16' 2"	20' 2"	20' 2"
Exterior Width	7'	7'	7' 9.5"	7' 9.5"
Interior Width	6' 4.5"	6' 4.5"	7' 2.5"	7' 2.5"
Exterior Height with A/C	8' 8.75"	9'	9' 1.5"	9' 5"
Exterior Height without A/C	8' 7.5"	8' 10.75"	8' 10"	9' 1"
Interior Height with A/C	6' 3.5"	6' 3.5"	6' 7"	6' 7"
Hitch Weight with LP & Batteries (lbs.)	410	450	500	535
Unit Base Weight with LP & Batteries (lbs.)	2,650	2,700	3,400	3,500
Maximum Trailer Capacity GVWR (lbs.)	3,500	3,500	4,300	4,300
Net Carrying Capacity (lbs.)	850	800	900	800
Fresh Water Tank (gal.)	21	21	23	23
Gray Water Tank (gal.)	-	-	28	28
Waste Water Tank (gal.)	24 Combo	24 Combo	21	21
30 AMP Service Single A/C with Heat Strip (BTU)	OPT 9,200	OPT 9,200	OPT 13,500	OPT 13,500
Ducted Furnace (BTU)	12,000	12,000	19,000	19,000
Solar Charging System with Interior Monitor	OPT 200W	OPT 200W	OPT 300W	OPT 300W
Internal Heated Lithium Batteries with Remote Monitoring (only available w/ solar options)	OPT 200Ah	OPT 200Ah	OPT 200Ah	OPT 200Ah
Refrigerator w/ Freezer (12V Electric)	3.1 cu. ft.	3.1 cu. ft.	4.3 cu. ft.	4.3 cu. ft.
Stainless Steel LP Gas Stove with Hinged Glass Lid (Burners)	2	2	2	2
Microwave	OPT	OPT	OPT	OPT
Interior Windows and Skylights	8	8	8	8
Convertible Seating and Bed Dimensions	Seating 24" x 76" Half Bed 38" x 76" Complete Bed 76" x 76"	Seating 24" x 76" Half Bed (38" x 76") Complete Bed 76" x 76"	Seating 26" x 78" Half Bed 41" x 78" Complete Bed 82" x 78"	Seating 26" x 78" Half Bed 41" x 78" Complete Bed 82" x 78"
Convertible Dinette, Lounge and Bed	-	-	43" x 78"	43" x 78"
Sleeping Capacity	Up to 2	Up to 2	Up to 4	Up to 4

Exterior Features

Semi-Monocoque Aluminum Superstructure	STD
Fluorocarbon Treated UV Protected Aluminum Exterior	STD
Thermal Barrier Protection Between Interior and Exterior	STD
Seamless Composite Flooring	STD
Hand Crafted Welded Extruded Aluminum Window Frames	STD
Tempered Tinted Windows w/ Rear Venting Windows	STD
LP (2 – 20 lb. Steel Tanks) w/ auto 2-stage regulator	STD
Custom Molded Plastic LP Cover w/ Storage Tray	STD
Multi-Stage Converter with Auto Detect Features	STD
Exterior LP Gas Low Pressure Grill Connection	STD
3M® Film Front Stone Guard Protection (replaced with ‘X Package’)	STD
Exterior Shower w/ Hot & Cold Water	STD
Lockable Fresh Water Tank Inlet	STD
City Water Inlet w/ Water Pressure Regulator	STD
Waste Tank Flush Inlet**	STD
Hand Painted Chassis	STD
Torsion Axle Suspension	STD
Powered Hitch Jack with Light	STD
2 Heavy Duty Stabilizer Jacks	STD
Goodyear® Endurance® ST225/75R15E, Balanced (16 only)	STD
Goodyear® Endurance® ST235/80R16, Balanced (20 only)	STD
Stylized Aluminum Wheels	STD
Nev-R-Adjust® Brakes	STD
Spare Tire	STD
Solar Pre-wire (3 Rooftop & 1 Front Access Points)	STD
200W Solar Charging System with Interior Monitor*	OPT
300W Solar Charging System with Interior Monitor**	OPT
Lithium Batteries (2) 100Ah (only available with solar options)	OPT
SmartPlug® 30 Amp Shore Power Inlet w/ Cord	STD
Dedicated Sewer Hose Storage	STD
Custom Aluminum Handcrafted Entry Door with Window	STD
Aluminum Entry Door Handle	STD
Unique Front Door Key w/ Heavy Duty Deadbolt	STD
Single Steel Entry Step	STD
LED Entrance Light	STD
LED Tank Service Light	STD

Rear Door with Window and White Board	STD
Cast Aluminum LED Tail Lights	STD
License Plate Bracket with LED Light	STD
Enclosed Aluminum Insulated Heated Underbelly	STD
12v Tank Heaters (In Addition to Insulated Heated Underbelly)	STD
Internally Routed A/C Condensation Drain Line to Wheel Well	STD

Basecamp X Package - Optional

3" Lift kit for added ground clearance	STD
Goodyear® Wrangler Trailrunner® ST235/75R15E, Balanced (16X only)	STD
Goodyear® Off Road Durotec® LT235/85R16E, Balanced (20X only)	STD
Double Steel Entry Step (20X only)	STD
Solar Front Window Protection	STD
Stainless Steel Front Stone Guard Protection	STD

Interior Features

Complete Aluminum Interior Walls and Ceiling	STD
Single Direct Discharge A/C with Heat Strip	OPT
Multi-Speed Roof Exhaust Fan	STD
Probeless Tank Monitoring System	STD
Premium Environmental Friendly Insulation	STD
Sliding Screen Entry Door and Zippered Rear Screen	STD
Panoramic Front Windows with Blackout Shades	STD
Handcrafted Marine-Grade Lite-Ply® Laminated Cabinetry	STD
Seamless Vinyl Flooring	STD
LED Interior Lighting	STD
Overhead Storage	STD
Rear Floor Storage Compartment w/ Drain Plug**	STD
Tankless On Demand LP Water Heater	STD
Coat & Key Hooks	STD
Tie Down Hooks	STD
Aluminum L-Track Storage System (Floor)	STD
Airstream Connected Pre-wire	STD

Galley, Dinette, and Lounge Features

2 Burner Cooktop (LP Gas)	STD
Laminate Galley Top	STD
Stainless Steel Sink w/ Integrated Cover	STD
Vigo Graphite Black Faucet	STD
2 Movable Laminate Table Tops with Aluminum Pedestals	STD
2 Additional Short Aluminum Pedestals for Bed Conversion	STD

Dedicated Table Storage	STD
Spradling Stain Resistant Indoor/Outdoor Cushions	STD
Convertible Lounge, Storage and Sleeping Accommodations	STD
Flatware Organizer	STD
Blackout Curtain(s)	STD
Pop Up 110v USB and Standard Outlets	STD

Bedroom Features

Cargo LED Light	STD
Under Bed Storage	STD
Blackout Curtain(s)	STD
12v USB-A and USB-C Ports	STD
12v Auxillary Power Outlet	STD
Lockable Storage with USB	STD
Convertible Lounge, Storage & Sleep Accommodations	STD

Bathroom Features

Removable Hand Held Shower Head with Shut Off	STD
Toilet	STD
Roof Vent/Fan	STD
Towel Bar/Ring	STD
Basecamp Shower Caddy	STD
Retractable Clothes Line in Shower	STD

Additional Features

Fully Enclosed Tent with Air Tube Technology - Parts Dept.	OPT
Airstream Logo Entrance Mat	STD
Fire Extinguisher	STD
Emergency Manual Crank for Powered Hitch Jack	STD
LP, Smoke & Carbon Monoxide Detectors	STD
Built In Winterization Kit	STD
TRA Certified Green: Emerald Status (Highest Rating)	STD
3 Year Airstream Limited Warranty (Transferable)	STD
3 Year 24/7 Coach-Net® Roadside Assistance	STD
1 Year Airstream Club Explorer Membership	STD

* Only on Basecamp 16/16X

** Only on Basecamp 20/20X

Go Further with Basecamp X

If your ideal adventure is heading off the paved roads and getting as close to the action as possible, the optional Basecamp X-Package makes it easier than ever. The extra three inches of ground clearance – along with Basecamp’s already aggressive departure angle at the rear – mean you can tackle more challenging terrain. Stone guard and solar front window protection shields your investment from road debris, and all-terrain tires are ready for just about anything you can throw at them.

Details:

- A 3” lift kit for added ground clearance
- Goodyear® all-terrain tires
- Stainless steel front stone guard protection
- Solar front window protection



How It's Made

Informed by more than 90 years of quality craftsmanship and expert design, Airstream travel trailers are hand-made in Jackson Center, Ohio. Only the best materials are used – from seamless, waterproof composite flooring, to the hardware and finishes we use to build our cabinetry, to the rivets and aluminum that form the shell. In building our world-famous travel trailers, we rarely do things the easy way. That's why an Airstream travel trailer can last a lifetime – or more – and be passed down from generation to generation for years of enjoyment.

[Schedule a factory tour.](#)


[Find your local dealer.](#)



1 Seamless composite flooring



2 Riveted aluminum shell built with time-honored techniques



3 Hand-made furniture and cabinetry



4 Water check ensures the shell is watertight



5 Multi-point quality inspection before heading to customers



AIRSTREAM®

1001 West Pike
Street, P.O. Box 629
Jackson Center, OH
45334 USA
937-596-6111

www.airstream.com



Product information, specifications, and photography in this brochure were as accurate as possible at time of printing. Photographs may contain some features that are optional on your vehicle. Since we continually strive to improve our products, actual products may differ. Prices and specifications are subject to change without notice. All capacities are approximate and dimensions are nominal. Some features or options may be different or unavailable in other countries. Warning – This information is intended as a guide only. Weights of individual vehicles may vary. Consult your owner's manual for complete loading, weighing, and towing instructions. Do not overload the travel trailer. AIRSTREAM®, the Airstream travel trailer trade dress, and all related model names, slogans, logos, trade dress, and trademarks are owned or used under license by Airstream, Inc. All other trademarks are owned by their respective owners.

All content and images
© Airstream 2024