

AIRSTREAM®



INTRO TO AIRSTREAMING



Learn More

01

Why the
Airstream
Lifestyle?

02

Finding
the Right
RV

03

RV
Terminology

04

At the
Dealership

05

Your
First Trip

06

Maintaining
Your Airstream

07

Why
Airstream?

01

WHY THE AIRSTREAM LIFESTYLE?



If you've ever
been captivated by
a place and wished
you could stay just a
little longer.



If you've ever
driven by something
and wished you
could pause for a bit
and explore.



If you've ever
longed to experience
the sights up close,
in a new and
unique way.



If you've ever
wanted to travel
with all the comforts
of home.





The reasons people choose to RV vary, but there are some common threads. Curiosity is a compelling factor—traveling in an Airstream affords the opportunity to go places and see and do things that aren't always known or accessible to everyone.

Community is another driving force. There's a congeniality and shared sense of spirit among Airstreamers; they even foster community with clubs and caravans for interests of all kinds.

One of the key reasons people fall in love with the Airstream lifestyle is the freedom it offers. You'll find the freedom to stop and explore whenever the mood strikes, the freedom to pack up and go, and the freedom to change your mind. You'll discover astonishing places, hidden gems, new friends...and probably even something about yourself. All with the comforts of home.

Airstreaming is more than a road trip; for many, it's a mindset and a way of life. It's the gateway to an incredible adventure that opens new doors, exposes you to new experiences, and connects you with a passionate community of travelers who share your curiosity and desire to hit the road.

Download and save this introduction, packed full of insights and links to help you choose an Airstream and get started. We're confident that after your first adventure, you won't want to stop.

So, what are you waiting for?

[Learn More](#)

[Airstreamer Advice on Not Waiting to Hit the Road](#)

“

“We're getting ready to start our eighth year living in this full time, and we still love it.”

Jim Beaubeaux, who with his wife, Carmen, documents their full-time adventures in their 30-foot Airstream travel trailer in their blog [Living in Beauty](#).

02

FINDING THE RIGHT RV

First things first: What kind of RV do you want? Each has its advantages, depending on your travel style and goals. As you survey the landscape, don't let the decision become paralyzing. While you'll ideally love your first RV for many years, RVers often discover they'd like a different size or style after a few seasons. Never fear—trading for a different model is common!





Do you want a **towable RV?**

As the name implies, towable RVs must be hitched to a tow vehicle. The type of tow vehicle you'll need depends on the size of your RV. Brand new to towing? This comprehensive guide will tell you all you need to know. You got this!

[Learn More](#)

[The Complete Airstream Towing Guide](#)

Travel Trailer

Travel trailers are a popular RV choice, thanks to the wide variety of floor plans, models, sizes, and features. Picture an iconic Airstream, and you'll know what a travel trailer looks like. Some are even light enough to be towed with a van or midsized SUV.

Fifth Wheel

Fifth-wheel RVs are taller than conventional travel trailers, with a raised front section that rests over the bed of a pickup truck. For this reason, they require a dually or heavy-duty truck for towing. Not all campsites accommodate trailers of this size, and they are generally less nimble to tow and park.

If you're considering a travel trailer, these questions can help you identify your travel and lifestyle wants and needs.


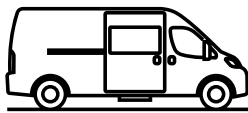

[Learn More](#)

[Things to Consider Before Buying an Airstream](#)



Do you want a **motorized RV?**

Motorized RVs don't require a tow vehicle—the driver's seat is right inside the RV itself. Some motorized RVs allow you to tow a vehicle or trailer behind. They offer you the convenience of being inside your home away from home as soon as you park, no hitching or unhitching required.



Class A

Class A RVs are the largest in this category, typically offering separate bedrooms. The biggest Class A RVs are the size of tour buses.

Class B

Class B RVs are more akin to vans. They can range from basic to luxurious; some even have separate enclosed bathrooms. Airstream offers a range of Touring Coaches, each built with Airstream's quality and attention to detail.

Class C

Class C RVs are built on cab or truck chassis, with an elevated sleeping space over the cab and living area in the remaining interior.

If you're considering a Class B touring coach, these five questions can help you discern which model best suits your style.



[Learn More](#)

[5 Questions to Ask Before Buying a Sprinter RV](#)

03

RV TERMINOLOGY

As you read descriptions and reviews, you'll likely come across some unfamiliar phrases. This is RVing 101, but if you still feel unsure, jot some notes and take them along during your dealer visit, which we'll talk about next. The one thing you surely understand already? Anticipation.



Boondocking

Camping without electrical, sewer, or water hookups

Caravan

A group of Airstreamers traveling together

Chocks

Accessories placed under the wheels to prevent a travel trailer from rolling

Dual Axle

Travel trailers that have two sets of wheels

Dump Station

A place where you can empty your waste and gray water tanks

Fresh Water

Clean water for drinking or bathing

Full Hookups

Campsites that provide water, electricity, and sewer connections

Galley

An RV's onboard kitchen

Gray Water

Waste water from the sink and shower

Holding Tanks

Your fresh, gray, and waste water tanks

Lavy

The stand-alone toilet and sink area when separate from the shower

Leveling

Making an RV level with the ground below by placing levelers under the wheels or using built-in manual or power jacks or power-leveling jacks

Pull-Through

A campsite that allows you to drive in from one side and out the other without needing to back up

Rig

Another name for a truck and trailer combo

Shore Power

Connecting your RV into the AC power grid. The two most common campsite connections are 30-amp and 50-amp hookups

Single Axle

Travel trailers that have one set of wheels

Slide

A portion of an RV that expands to allow more interior space when parked

Stabilizer Jack

A built-in manual or power device that keeps your RV steady when walking through it after you've leveled it

TV

Tow Vehicle

Waste Water

Sometimes referred to as black water, it is solid and liquid waste from the toilet

Wet Bath

A bathroom in which the shower and toilet are in one place, and the entire area is designed to get wet (for space efficiency)

04

AT THE DEALERSHIP

Buying an Airstream is the opposite of an impulse purchase, with time spent perusing blogs, joining social media groups, studying brochures, and weighing the options.

But after gazing longingly at each Airstream that passes by on the highway and prying details out of every owner you meet, it's time for the next exciting step: to head to your local dealer for an up-close look at your future dream come true.




Getting the most from a dealer visit

It pays to read online reviews of the sales and service teams of the dealerships you're considering. Stop in and find a friendly face that feels like a good fit for you and your family.

If you're choosing between multiple models, call ahead to ensure they have those models available for you to walk through. Open cabinets, wardrobes, and roof lockers to get a sense of the differences in hardware, finishes, and storage capacity. Ask about available optional features. You may end up changing your mind based on what you learn about features offered in other model lines.

Pay attention to surfaces, flooring, fixtures, fabrics, and countertops. Often, these features are what sets one Airstream apart from another. Take a tape measure. Being able to compare dimensions and recall them later is helpful when considering your travel necessities, whether that's a dog crate or a mountain bike.

Take photos and videos and make notes. Be sure you can reassemble which photos and videos go with which notes after you leave.



Get inside as many Airstreams as you can! Like a box of chocolates, where you don't know what you've got until you take a bite, it can be hard to tell the differences until you step inside.



Smart steps before a follow-up visit

Make a list of any remaining questions for the dealer:

- What optional features are included in this Airstream?
- What does the warranty cover?
- What does your service plan look like?
- Can I access service from other dealers as well? (*Ask about Airstream's Five-Rivet Dealer program.*)
- What do people like most about this Airstream?
- Discuss financing with your bank or the dealer, if necessary.
- Join online forums or Facebook groups to see what people are saying and which options they're choosing.





What to expect **after the purchase**

While it's certainly possible to buy an Airstream and head off the lot with it in tow, conventional wisdom suggests that the process is less like buying a new car and more like buying a new house.

The more time you can spend in your new Airstream before you head home, the better.

[Learn More](#)

[What to Expect](#)

Expect your dealer to conduct a full walk-through of all of the systems. It's a great idea to have your phone handy to take videos as the dealer delivers a tutorial so you can remember the little details later.

Film each major step or system as a separate video, so you know exactly where to go when you need a refresher. After you film your dealer's instructions, give each step a go on your own. Watching is very different from doing. (If you need a refresher, there are how-to videos for each Airstream model at airstream.com.)

During this walk-through, your dealer will test all the systems, ensuring that all the outlets are working, the water heater is heating water, and the furnace and air conditioner operate as they should.

Don't skip the small stuff; if you run into any snags, the dealer can repair them before you take delivery. Keep a punch list, just as you would during a walk-through of a new home.



Winterization

If you're purchasing a unit that's been winterized, you'll want to arrange a time to go over the systems in the spring. Above all, try to keep the lines of communication open. Dealers have heard all kinds of questions, and none of them are dumb!



“

“It was a great way to see this beautiful network of people that are in our lives but also get to know that specific place through locals’ eyes.”

Molly Moore, who lived full time in a 30-foot Airstream Flying Cloud with her husband, Joe, and their four young kids for several years. See her series called [“Together in the Chrysalis.”](#)

Take it for a **test run**

This is where the rubber meets the road—ideally, not too far from the dealership. Some dealerships will have an adjacent space where you can camp in your new unit for a night or two to make sure all systems are go. Sometimes, a dealer will let you camp in their parking lot.

If those aren't options that work for you, find a park nearby where you can try your Airstream before you set your sights on your first grand adventure. Keep in mind that unlike a car, your new home on the range will settle a bit. This is a good way to work out the kinks.

05

YOUR FIRST TRIP

It's easy to imagine the thrill as you set off on the highways and byways, exploring north to south and coast to coast. An Airstream is a means to realize dreams, allowing for the kind of travel you can savor at a pace that suits you. From cityscapes to charming small towns to the great and wild outdoors, your adventure awaits. And at the end of each day, your own cozy home awaits, too.





But first, **you have questions!**

Never fear—others do as well. You can learn a lot without leaving the house. Check out online Airstream forums and see our guides here. Get answers from real owners sharing their real-life experiences at [Ask an Airstreamer](#).

Explore better with top tips from Airstream travelers using the Round Trip travel guides. [Discover resources and support](#) from Airstream to keep you on the road.

How to stock your Airstream

It's ok if you don't buy all the supplies right away. Stocking your Airstream is, in some measure, trial and error. But to lean more on the side of trial and less on error, we've created some helpful checklists. In general, you want to have basic necessities that you use in your brick-and-mortar home—the things you need when you have a spill, make a meal, or clean up in the morning. The [Airstream Supply Company Beginner's Guide](#) is a great place to start.

Resources **before your first trip**

Read "The Newbies Guide To Airstreaming" by Rich Luhr

9 Questions You Have About an RV Road Trip

5 Things Every New Airstreamer Should Know

Essentials **for stocking your Airstream**

Airstream Kitchen Essentials

Airstream Power Essentials

Airstream Bathroom Essentials

One week **before you leave**

If you're not sure how to tackle your trip prep, or you're the kind of person who finds this daunting (or likes to leave it to the last minute), we've created a guide to keep you on track and get you out the door on time.

[Learn More](#)

[Seven Ways to Save Time Packing](#)

How to travel with your Airstream

Experienced Airstreamers will tell you that the best course of action is to camp close to home on your first trip. There's a benefit to following the process through from start to finish: hitching up your new Airstream, making your way out of the neighborhood, merging onto the highway, and navigating through a campground.

If you're new to towing, there are numerous videos on YouTube demonstrating parking, hitching, turning, and backing up. Just remember to take it slow, make wider-than-normal turns, brake sooner than you otherwise would, and drive at a slower, more consistent speed.

Look for campsites with power, water, and sewer hookups for your first trip. When in doubt, try to interact one on one with the campground owner ahead of your trip. Many are super helpful and can put your mind at ease with a quick email or text. Another great bit of advice: Choose campsites with pull-through access, removing the added stress of backing into a spot on your first trip.

Campsite reservations are almost always a must anymore. Fortunately, you have the power to see a site's amenities and RSVP at your fingertips. Countless apps now make it simple to map your route; find food, fuel, and facilities along the way; or even track down solid Wi-Fi and wacky roadside attractions.

[Learn More](#)

[Travel Apps Airstreamers Love](#)





Your first trip is a good time to learn how to level your Airstream and extend the stabilizing jacks, as well as hook up your fresh water hose, your shore power cord, and your sewer hose. This is also a great time to get acquainted with the process of extending your awning (make sure you bring along your owner's manual).



If you get confused or stumped, take a walk around the campsite. More than likely, other RVers will be happy to help answer your questions.

These first days and nights are all about exploration. Play with the light switches. Learn how to turn on the furnace and A/C. Read about power systems as you figure out exactly what the inverter does and the voltage of the different outlets. Take a shower while you're hooked up to city water so you don't have to worry about filling your tanks. Learn how to turn on the water heater and water pump.

[Learn More](#)

[Power Basics](#)

“

“Buy it. Put some stuff in it and get on the road. You can pick that stuff up. You can't just pick up a memory, you know — you just can't. We went from a 4,000-square-foot home to an Airstream. I'm telling you: There's nothing in that house that I need more than just my husband and my kids. And I think they would say the exact same thing. Just book the trip. You can get those things later. You can't get back memories.”

Misti Roach, who lives full time in a 30-foot Airstream with her husband and their two boys. Misti is the founder of Future Streamers, a club for families.

06

MAINTAINING YOUR AIRSTREAM

When you keep your Airstream road ready, you can look forward to years of worry-free wanders. Your dealer is your go-to for the major mechanical work and repairs, but you can complete a fair number of routine maintenance tasks on your own.





For all your **maintenance needs**

Keep all of these details in one place with [“The \(nearly\) Complete Guide to Airstream Maintenance”](#) 2nd Edition by Rich Luhr.

Batteries

Holding Tanks

Water Heater

Cleaning and Disinfecting

HVAC

Winterizing a Touring Coach

Dewinterization

Power Systems

Windows

Fan

Stone Guard

Winterization and Storage

Tires

07

WHY AIRSTREAM?

You've surely seen the shiny icon in a campground or on a highway. Airstream has been crafting quality aluminum RVs since our founder, Wally Byam, designed his first travel trailer in 1929 and started the company we now know as Airstream in 1931.





Airstream Tradition

Wally's story is an inspiring one—a company built from the ground up. (Literally! Wally designed his first travel trailer for his first wife, Marion, who didn't like sleeping in a tent on the ground.) Airstreaming was a way of life for Wally. In addition to growing the company for decades, he led Caravans—not just across the country but around the world.

His famous aluminum travel trailer design later proved to be out of this world; an Airstream even served as the first home base for the astronauts upon their return from the first lunar landing.

Founding and growing Airstream was a labor of love for Wally. He even wrote a creed that begins, "In the heart of these words is an entire life's dream. To those of you who find in the promise of these words your promise, I bequeath this creed...my dream belongs to you." Read the rest and you'll likely find both inspiration and a kindred spirit.

Learn More

[Airstream Heritage](#)

Learn More

[From Here to the Moon](#)

Learn More

[Wally Byam's Creed](#)

Airstream Quality

Owners choose Airstream because they seek quality. Each Airstream is built by hand in Jackson Center, Ohio, by people who take pride in their jobs. And we're committed to constantly improving our technology and functionality without sacrificing what makes an Airstream special.

[Learn More](#)

[Quality Assurance](#)



You can even see for yourself! When you visit our facility, you can tour the manufacturing plants and discover how our team builds Airstream quality.

[Headquarter Tours](#)

[Travel Trailer Plant Tour](#)

[Touring Coach Plant Tour](#)

Our Community

One of the best parts of owning an Airstream? Ask any owner and they'll tell you it's the community. From the simple neighborliness that comes part and parcel with spotting another shiny RV to the tradition of the pink flamingo to the rallies, clubs, and caravans where fellow travelers become fast friends, the community of Airstreamers is like no other. Choose an Airstream and you instantly have a connection, across the country and around the globe.

[Learn More](#)

[The Airstream Blog](#)

There's no time like now to seize the Airstream lifestyle you've been dreaming of. We hope that when you take that first step, you turn to Airstream.

[Learn More](#)

[Airstream Lifestyle](#)



Travel Trailers



Classic
Sleeps 5



Pottery Barn® Special Edition
Sleeps up to 5



Globetrotter®
Sleeps up to 6



Trade Wind™
Sleeps up to 5



International
Sleeps up to 6



Flying Cloud®
Sleeps up to 6



Caravel®
Sleeps up to 4



Bambi®
Sleeps up to 4



Basecamp®
Sleeps up to 4



REI Special Edition
Sleeps up to 4

Configure Your Perfect Airstream Travel Trailer

Start with any model and choose a floor plan, interior décor, and additional options that feel right for you. When you're done configuring, you'll receive a tailor-made brochure to download, print, or share.

[Travel Trailer Configurator](#)

Touring Coaches

Mercedes-Benz® Sprinter



Atlas®
Seats up to 4



Interstate® 24X
Seats up to 6



Interstate® 24GL
Seats up to 9



Interstate® 24GT
Seats up to 7



Interstate® 19
Seats up to 4



Interstate® 19X
Seats up to 4



Interstate® 19SE
Seats up to 4

RAM ProMaster®



Rangeline®
Seats up to 4

Configure Your Perfect Airstream Touring Coach

Start with any model and choose a floor plan, interior décor, and additional options that feel right for you. When you're done configuring, you'll receive a tailor-made brochure to download, print, or share.

[Touring Coach Configurator](#)



“As for why we love RVing, it’s the freedom and flexibility for us to see our friends and family across the country. To be where we want to be and when we want to be there. We use it to see the country and explore communities, to learn more about each other and others along the way. It’s going to be six years for us, and we see ourselves eventually transitioning into a hybrid travel style where we spend winters in the south somewhere for three to six months, and the rest of the year continuing this. What we didn’t expect from this life has easily been the community that we have found in the RV world and social media.”

Tim Elkins, who with his wife, Ursulla, lives full time in a 30-foot Airstream Classic. You can follow their journey on Instagram at @airstreamvagabond.

AIRSTREAM®

National Dealer Network

[Find Your Dealer](#)

Explore Our Blogs

[Read More](#)

#LiveRiveted

Thousands of rivets hold an Airstream travel trailer together as it rolls down the highway. Likewise, our community of travelers, adventurers, and explorers is held together by our desire to live every moment to its fullest. So, what are you waiting for? Learn more about Airstream and discover how you can embrace the freedom and Live Riveted.

[Find yours at Airstream.com](https://www.airstream.com)

Share on Social [f](#) [@](#) [v](#)