



**AIRSTREAM®** Pottery Barn Special Edition

2024 TRAVEL TRAILERS



# About the Pottery Barn Special Edition

A remarkable collaboration between two beloved brands, the Pottery Barn Special Edition is designed to provide travelers with the experience of traveling while always feeling at home. This 28-foot towable travel trailer is the perfect blend of style, comfort, and functionality, boasting custom furniture inspired by Pottery Barn's best-selling designs and tailored storage solutions to maximize space. With its timeless design and attention to detail, this special edition travel trailer sets a new standard for a well-traveled life.

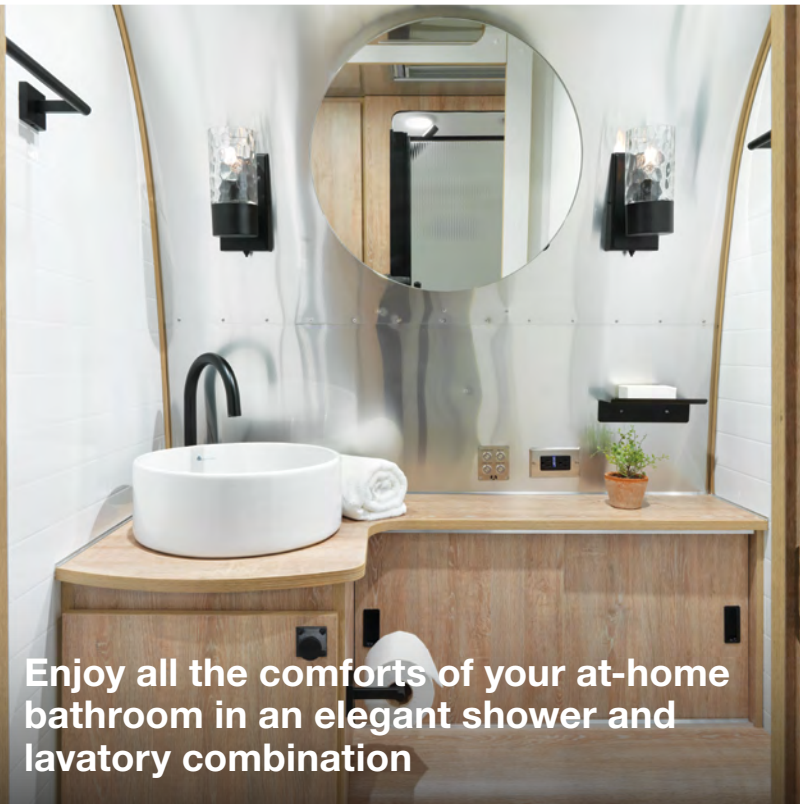
- Relax on **custom sofa and seating** designed by Pottery Barn.
- The **heirloom-quality solid oak wood dinette table** raises and lowers to convert into extra sleeping space.
- Feel at home with a **deep, stainless steel apron sink** and modern black matte faucet.
- Pottery Barn's best-selling **Emery Linen Curtain Collection** features natural yarn-dyed fibers for more depth and texture.



The exclusive Pottery Barn Accessory Kit comes with a folding table and armchair set, a 16-piece dinnerware set, doormat, and more



Sleep up to five people in two 28-foot floor plan options



Enjoy all the comforts of your at-home bathroom in an elegant shower and lavatory combination






# Pottery Barn Special Edition

“There's simply nothing that compares to the Pottery Barn style. Inside an Airstream, it's perfection.” **DAVID AND KAITLYN** POTTERY BARN 28RB Owners



Light wood finishes on the cabinetry balance with the farmhouse feel, while Pottery Barn's signature aesthetic informs everything from the flooring to the seating fabric.





# Floor Plan Option



28RB  
Weight: 6,825  
Exterior Length: 28' 2"

“ We love the little surprises – from the hidden table inside the sofa arm to the soft goods package that adds comfort and style to an already gorgeous trailer.”  
**VICKI AND MELIDA** POTTERY BARN 28RB Owners

“ We loved the twin bed option. It feels spacious and really opens up the interior.” **NATALIE AND BRIAN** POTTERY BARN 28RB Owners





# Exterior Features

Inside, you'll enjoy the comfort and versatility of the Pottery Barn-designed cabinetry, seating, and storage. Outside, it's an American icon through and through, with the same riveted aluminum silhouette that's inspired generations of travelers to hit the road. Custom touches like the outdoor hanging table and Pottery Barn Accessory Kit let you set up the perfect patio space under a gorgeous awning that extends and retracts at the push of a button. Sit back, relax, and enjoy watching the setting sun: With the Pottery Barn Special Edition, no matter where you go you feel at home.

[Explore more features the Pottery Barn Special Edition has to offer](#)



1 Outdoor Hanging Table

The perfect place to enjoy a cocktail with friends




2 Custom Badging

Pottery Barn commemorative exterior badging



3 Powered Awning

Extends and retracts with the push of a button




4 QuietStream™

Quickly cool the interior in relative silence



5 Rock Guards

Rock guards and window covers protect from road debris



6 Custom Screen Door

Designed to accent the farmhouse decor



# Specifications

|   | 28RB                                   |
|---|--|
| Exterior Length                                     | 28 ft. 2 in.                           |
| Exterior Width                                      | 8 ft. 5.5 in.                          |
| Interior Width                                      | 8 ft. 1 in.                            |
| Exterior Height with A/C                            | 9 ft. 7 in.                            |
| Interior Height with A/C                            | 6 ft. 7 in.                            |
| Hitch Weight (with LP & Batteries)                  | 925                                    |
| Unit Base Weight (with LP & Batteries)              | 6,825                                  |
| Maximum Trailer Capacity (GVWR) (lbs.)              | 7,600                                  |
| Net Carrying Capacity (lbs.)                        | 775                                    |
| Fresh Water Tank (gal.)                             | 37                                     |
| Gray Water Tank (gal.)                              | 34                                     |
| Waste Water Tank (gal.)                             | 34                                     |
| Inverter; 12V-110V                                  | 2000W                                  |
| 50 AMP Service Dual AC with Heat Pump (BTU)         | 15,000 / 13,500                        |
| Ducted Furnace (BTU)                                | 30,000                                 |
| Solar Charging System with Interior Monitor         | OPT (300W)                             |
| Lithium Batteries Heated w/ Lockable Compartment    | 200Ah 2.4kWh                           |
| Refrigerator w/ Freezer (12V Electric)              | 8 cu. ft. fridge                       |
| LP Gas Stove w/ Cast Iron Grates and Oven (Burners) | 3                                      |
| Convection Microwave Oven (*Replaces Oven)          | OPT*                                   |
| Interior Windows & Skylights                        | 20                                     |
| Bedroom Configurations (*Replaces Queen)            | Queen (60" x 75")<br>Twin* (34" x 80") |
| Convertible Dinette to Additional Sleeping          | 42" x 74"                              |
| Sleeping Capacity                                   | Up to 5                                |





# Exterior Features

|   |     |
|---|-----|
| Semi-Monocoque Aluminum Superstructure                              | STD |
| Fluorocarbon Treated UV Protected Aluminum Exterior                 | STD |
| Temperature Reducing One Piece White Aluminum Roof                  | STD |
| Thermal Barrier Protection Between Interior and Exterior            | STD |
| Seamless Composite Flooring   | STD |
| Handcrafted Welded Extruded Aluminum Window Frames                  | STD |
| Tempered Tinted Windows with Double Cam Latching System             | STD |
| Powered ZipDee® Patio Awning with Sunbrella Fabric                  | STD |
| ZipDee® Rear & Roadside Window Awning with Sunbrella Fabric         | STD |
| LED Dimmable Patio Awning Light                                     | STD |
| Polished Bumper with Storage  | STD |
| LP (2 – 30 lb. Steel Tanks) with auto 2-stage regulator and sensors | STD |
| Aluminum Removable LP Cover   | STD |
| Multi-Stage Converter with Auto Detect Features                     | STD |
| Exterior LP Gas Low Pressure Grill Connection                       | STD |
| Solar Front Window Protection                                       | STD |
| Stainless Steel Front Stone Guard Protection                        | STD |
| Exterior Shower with Hot & Cold Water                               | STD |
| Lockable Fresh Water Tank Inlet                                     | STD |
| City Water Inlet with Water Pressure Regulator                      | STD |
| Waste Tank Flush Inlet  | STD |
| Hand Painted Chassis  | STD |
| Torsion axel w/ shock absorbers                                     | STD |
| Powered Hitch Jack with Light                                       | STD |
| 4 Powered Heavy Duty Stabilizer Jacks                               | STD |
| Goodyear® Endurance® ST225/75R15 Tires, Balanced                    | STD |
| Stylized Aluminum Wheels  | STD |
| Nev-R-Lube® Sealed Bearings   | STD |

|  |     |
|--|-----|
| Nev-R-Adjust® Brakes   | STD |
| Spare Tire – Full Size   | STD |
| Solar Pre-wire (Rooftop & Front Access Points)                       | STD |
| 300W Solar Charging System with Interior Monitor                     | STD |
| Lithium Batteries (2) 100 Ah 2.4 kWh; Heated w/ Lockable Compartment | STD |
| SmartPlug® 50 Amp Shore Power Inlet w/ Cord                          | STD |
| SmartPlug® TV & Internet Inlets (Coax and Ethernet)                  | STD |
| Rear View Monitoring System  | STD |
| Dedicated Waste Hose Storage   | STD |
| Custom Aluminum Handcrafted 26 in. Wide Entry Door with Window       | STD |
| Aluminum Entry Door Handle   | STD |
| Unique Front Door Key with Heavy Duty Deadbolt                       | STD |
| Cast Aluminum Door Hinges  | STD |
| Airstream Custom Aluminum Entry Step                                 | STD |
| LED Entrance Light   | STD |
| LED Tank Service Light   | STD |
| LED Storage Compartment Light  | STD |
| Cast Aluminum LED Tail Lights, with Reverse Lights                   | STD |
| License Plate Bracket with LED Light                                 | STD |
| Enclosed Aluminum Insulated Heated Underbelly                        | STD |
| Internally Routed A/C Condensation Drain Line to Wheel Well          | STD |

# Interior Features

|   |     |
|---|-----|
| Complete Aluminum Interior Walls and Ceiling              | STD |
| Quietstream™ A/C with Heat Pump & Electronic Thermostat   | STD |
| Exhuast Fan with Thermostat & Automatic Rain Sensor       | STD |
| Probeless Tank Monitoring System                          | STD |
| EcoBatt™ Insulation                                       | STD |
| Handcrafted Aluminum Screen Door with Pottery Barn Guards | STD |
| Panoramic Front Windows with Blackout Shades              | STD |
| Handcrafted Italian Lite-Ply Laminated Cabinetry          | STD |
| Seamless Luxury Woven Vinyl Flooring                      | STD |
| LED Interior Lighting with Dimmer                         | STD |

|  |     |
|--|-----|
| Tankless On Demand LP Water Heater                               | STD |
| Inverter; 2000W 12V-110V   | STD |
| CZone Digital Switching with Touch Screen Controls               | STD |
| Integrated Smart Functions within the Touch Screen               | STD |
| Airstream Smart Control with App for Apple & Android (US Models) | STD |
| Airstream Connected Wi-Fi Service (US Models)                    | STD |
| Bring Your Own Device HDMI Connectivity                          | STD |
| 12v USB-A and USB-C Ports  | STD |

## Galley, Dinette, and Lounge Features

|   |     |
|---|-----|
| 3 Burner Stove and Oven (LP Gas)  | STD |
| Baraldi® Cooking Vent with Light  | STD |
| Dupont Corian® Solid Surface Galley Top                                       | STD |
| Cutting Board Slide Out   | STD |
| Knife Block and Spice Rack  | STD |
| Stainless Steel Sink with Walnut Butcher Block Sink Cover                     | STD |
| Custom Hardwood Dinette Top   | STD |
| Pottery Barn Performance Boucle Lounge and Dinette Cushions (Stain Resistant) | STD |
| Dinette Converts to a Lounge and Sleeping Accommodations                      | STD |
| Hidden 'Airplane' Table in Sofa Arm   | STD |
| Lounge Sconce Lighting  | STD |
| Flatware Organizer  | STD |
| Fusion® Stereo with Bluetooth® Connectivity and 4 Speakers                    | STD |
| Connectivity, Over-the-Air Software Updates, SiriusXM, Fusion App             | STD |
| Surround Sound and Subwoofer  | STD |
| 27” 12V DC Smart TV w/ Bluetooth® w/ articulating mount                       | STD |
| Roman Shades  | STD |
| Pottery Barn Colossal Handknit Throw  | STD |
| Pottery Barn Airstream Salt & Pepper Set                                      | STD |
| Pottery Barn Mason Dinnerware: 16 Piece Set                                   | STD |
| Pottery Barn Mason Flatware: 20 Piece Set                                     | STD |
| Pottery Barn Marble Cheese Kinves: 4 Piece Set                                | STD |

## Bedroom Features

|   |     |
|---|-----|
| Choice of Queen or Twin AdaptaFlex Memory Foam Mattress | STD |
| Pottery Barn Queen or Twin Belgian Flax Comforter       | STD |

|   |     |
|---|-----|
| Pottery Barn Standard Shams in Belgian Flax             | STD |
| Pottery Barn Queen or Twin Sheet Set and Pillowcases    | STD |
| Decorative Throw Pillows                                | STD |
| Sleeping Pillows  | STD |
| Reading LED Lights                                      | STD |
| Canvas Storage Bins                                     | STD |
| Wardrobe with Hanging Bar                               | STD |
| 24” 12V DC Smart TV w/ Bluetooth® w/ articulating mount | STD |
| Blackout Pleated Curtains                               | STD |

## Bathroom Features

|  |     |
|--|-----|
| Removable Moen Hand Held Shower Head Wand and Shower Kit | STD |
| Reeded Glass Shower Door                                 | STD |
| Porcelain Toilet   | STD |
| Lavy Vessel Sink   | STD |
| Bath Sconce Lighting                                     | STD |
| Round Mirror with Two Shelf Medicine Cabinet             | STD |
| Roof Vent/Fan  | STD |
| Towel Bar  | STD |
| Retractable Clothes Line in Shower                       | STD |

## Additional Features

|  |     |
|--|-----|
| Pottery Barn Folding Bistro Table                        | STD |
| Pottery Barn Folding Chair Set of Two                    | STD |
| Pottery Barn Food-Grade Cutting Board Oil                | STD |
| Pottery Barn Airstream Doormat                           | STD |
| Emergency Manual Crank for Powered Hitch Jack            | STD |
| LP, Smoke & Carbon Monoxide Detectors, Fire Extinguisher | STD |
| Built In Winterization Kit                               | STD |
| TRA Certified Green: Emerald Status (Highest Rating)     | STD |
| 3 Year Airstream Limited Warranty (Transferable)         | STD |
| 3 Year 24/7 Coach-Net® Roadside Assistance               | STD |
| 1 Year Airstream Club Explorer Membership                | STD |



# SMART Control Technology

Control and monitor your Pottery Barn Special Edition's most important features and amenities from your mobile device – and stay connected to the comforts of home, even when you're far from it. With Airstream SMART Control Technology you can monitor tank levels, control lights, turn on the A/C, and easily find your way back after a long day of adventuring. And with Wi-Fi boost and dedicated 4G LTE data, you'll be able to stay connected even when you're far from home.

- Control lights, window shades, vent fans, and comfort systems.
- Monitor tire pressure and get alerts when you need to take action.
- Enjoy enhanced support services with direct-dial access to Airstream Customer Support.
- Browse checklists to ensure you're ready to go before every trip.
- Utilize a GPS locator and navigate back to your RV wherever you roam.
- Extend and retract the awning with the touch of a button.





# How It's Made

Informed by more than 90 years of quality craftsmanship and expert design, Airstream travel trailers are hand-made in Jackson Center, Ohio. Only the best materials are used – from seamless, waterproof composite flooring, to the hardware and finishes we use to build our cabinetry, to the rivets and aluminum that form the shell. In building our world-famous travel trailers, we rarely do things the easy way. That's why an Airstream travel trailer can last a lifetime – or more – and be passed down from generation to generation for years of enjoyment.

[Schedule a factory tour.](#)



5 Multi-point quality inspection before heading to customers



1 Seamless composite flooring



2 Riveted aluminum shell built with time-honored techniques



3 Hand-made furniture and cabinetry



4 Water check ensures the shell is watertight





# AIRSTREAM®

1001 West Pike  
Street, P.O. Box 629  
Jackson Center, OH  
45334 USA  
937-596-6111

[www.airstream.com](http://www.airstream.com)



Product information, specifications, and photography in this brochure were as accurate as possible at time of printing. Photographs may contain some features that are optional on your vehicle. Since we continually strive to improve our products, actual products may differ. Prices and specifications are subject to change without notice. All capacities are approximate and dimensions are nominal. Some features or options may be different or unavailable in other countries. Warning – This information is intended as a guide only. Weights of individual vehicles may vary. Consult your owner's manual for complete loading, weighing, and towing instructions. Do not overload the travel trailer. AIRSTREAM®, the Airstream travel trailer trade dress, and all related model names, slogans, logos, trade dress, and trademarks are owned or used under license by Airstream, Inc. All other trademarks are owned by their respective owners.

All content and images  
© Airstream 2023

MKT-00070  
8/21 D