

ASK AN AIRSTREAMER

WINTER AIRSTREAMING WITH DIANE & ANDREA



To test audio, we're playing a
Spotify playlist from Airstream

AIRSTREAM

WHAT WE'LL DISCUSS TODAY

- **Benefits of Airstreaming in the winter**
- **How to Airstream in the winter**
- **Tips on towing**
- **Gear to make winter Airstreaming easier**
- **Q & A**



How, When, and Why to Winterize

The Whys and Hows of Preparing Your Airstream for Cold Weather

Tips & Guides

How To Take a Winter Camping Trip in a Travel Trailer

Nov 02, 2020

Depending on where you live or travel, winter weather can always be right around the corner. Learn how to prepare an Airstream for freezing temperatures by understanding the plumbing system and beyond.



A close-up portrait of a woman with long, wavy brown hair and bangs. She is wearing a grey scarf and a necklace with a small circular pendant. The background shows the interior of a vehicle and a building with a sign that says "Village Restaurant Cafe".

**DIANE
TRIPELS**

A full-body photo of a woman with blonde hair and sunglasses, standing against a textured, light brown wall. She is wearing a black long-sleeved top and blue jeans with white patches. Her shadow is cast on the wall to her right.

**ANDREA
UMBACH**

DIANE & ANDREA





DIANE



ANDREA



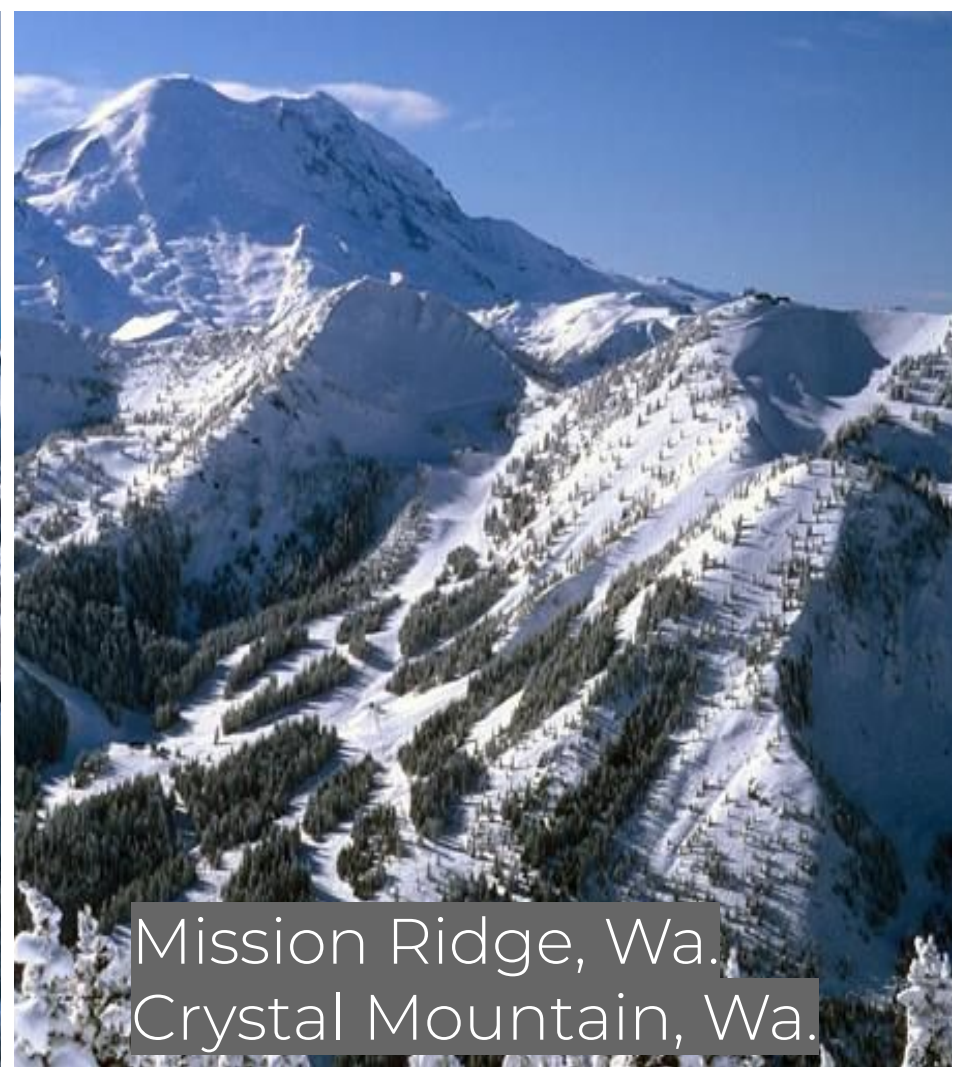
A scenic view of a snowy mountain landscape. In the foreground, several evergreen trees are heavily laden with snow, their branches drooping under the weight. The background shows a vast, snow-covered mountain slope densely populated with a forest of evergreen trees. The sky is a clear, pale blue. The overall atmosphere is serene and wintry.

WHERE TO GO

Banff National Park





**DIANE'S
FAVORITE
WINTER SPOT**



HOW TO AIRSTREAM IN WINTER





PIPE PROTECTION

Keep pipes and hoses warm

- Wrap your freshwater hose and sewer hose with heat strips to keep lines warm and prevent freezing
- Heat tape can also be applied around valves and connections most at risk of freeze-ups



ADDITIONAL CONSIDERATIONS



- Open your bathroom and kitchen cabinets, so your Airstream's heating can keep your internal plumbing warm
- Allowing a small drip from faucets can also help combat freezing by keeping water moving
- Check batteries in safety devices. When running space heaters inside your Airstream, it is essential that carbon monoxide detectors and fire alarms are working as they should. Test these safety devices before departing.

POWER

- If you are winter Airstreaming, full hookups make it a lot easier
- Warm trailer up before leaving
- Use generator



DUMPING TANKS

- Dump tanks wisely; only dump tanks when they are full to reduce the risk of freezing
- Keep waste valves closed when not in use
- Make sure there is no water sitting in the pipe (pick it up and let water run out). Use a air dryer or heat gun wisely to release the valve



BATTERY INSPECTION

- Inspect your batteries for any signs of corrosion or damage
- Make sure your batteries are fully charged and securely connected
- Batteries that are only partly charged are much more likely to freeze or die in cold temperatures



TOWING IN SNOW

- Slow is pro
- Move car/Airstream everyday to prevent getting locked in snow
- Pipes will usually freeze when the temperature is below **20 degrees F**



TIRE PROTECTION

- Cover your tires when you are parked
- You will need chains for your tires and definitely a good rinse after each trip to rinse off the salt from the roads



The Inflatable RV SKIRT

SKIRTING

- RV inflatable skirt
- Reflectix bubble wrap
- DIY



EXTRA ITEMS TO KEEP WITH YOU



Washer fluid



Ax



Flashlight



Shovel



Winter jacket



Hand warmers



Towels



Snow boots

ANDREA'S GEAR



Extra towels




Reflectix



Shoe tray



Blow dryer




WET BATH





Reflectix




Generator



Heat gun





Mattress ventilation pad



Heated blanket



Heated water hose



Moisture absorbers



Extra propane

ONE PIECE OF ADVICE



DISCUSSION/Q & A

A silver Airstream trailer is parked in a snowy forest. The trailer is positioned in the center-left of the frame, facing right. It has a classic rounded design with multiple windows and a door. The surrounding environment is a dense forest of tall evergreen trees, all covered in a thick layer of snow. The ground is also covered in snow, and there are some picnic tables and benches visible in the background. The overall scene is peaceful and serene.

IF WE DON'T GET TO YOUR
QUESTION, SEND US A
NOTE:

HELLO@AIRSTREAM.COM

GOODS

STORIES

AIRSTREAM
SUPPLY COMPANY

 Search

SHOP ALL

GIFTS

AIRSTREAM LOVE

SKYWATCHING

ADVENTURE

Bags + Packs

MY AIRSTREAM

Mattresses + Sheets

Stainless Steel Upgrades

Rivets

Keys

Touring Coach

Clean + Maintain

Airstream Lighting

Replacement Parts

Accessories + Tools

APPAREL

Men's

Women's

Kid's

Hats

Unisex

Accessories

CAMPSITE

Eat + Drink

Campfire Collection

Campsite Tools

Electronics

Lighting

Relax

HOME + DECOR

Kitchen + Dining

Bed + Bath

Décor

Organize

Books + Journals

Holidays

Pets

**\$10 OFF ORDERS
OVER \$50**

ONE TIME USE PER PERSON

EXPIRES DATE: JANUARY 11, 2021

CODE: ASKWINTERCAMP