



ATLAS™

**AIRSTREAM®**

## All-New Luxury & Safety Features



Download our Best-in-Class Guide for more.



### Mercedes-Benz Interior Design

Cockpit, advanced in-dash technology, power seats and more.

### Airstream Interior Residential Style Bathroom

Built for maximum comfort and luxury, the Atlas features a stand-alone shower and well appointed lavatory.



## A New Standard

The all-new 2020 Airstream Atlas is our most luxurious touring coach to date. Built on the magnificent Mercedes-Benz Sprinter van chassis, the Atlas is assembled with the quality and craftsmanship unique to Airstream. While the Atlas is affectionately known as a Class B+, in truth we know it's in a class all its own. The mold for best-in-class has been broken.

### Mercedes-Benz Safety Systems

Active safety systems automatically provide additional safety.



### Airstream Power Slide-Out Murphy Suite

Seamless automotive body styling hides the slide-out when retracted, and the luxurious suite extends with just the touch of a button. The Atlas slide-out is the perfect addition to this already well equipped and beautiful motorhome.

### Airstream Body Kit Design

Body kit includes over 40 exclusive tooled components including front Airstream badging and more.



### Mercedes-Benz Exterior Design

New, stunning, European styling.









*Refined Brown Décor*



*Refined Brown Décor*

# 2020 Atlas Décors

## EXTERIOR COLOR



Iridium Silver Metallic



Want to see more? Step inside.



## INTERIOR DÉCORS

### Modern Greige



Seating



Walls



Flooring



Cabinetry



Countertop

### Refined Brown



Seating




Walls



Flooring



Cabinetry



Countertop

### Formal Black



Seating




Walls



Flooring



Cabinetry



Countertop

### Lux White



Seating



Walls



Flooring



Cabinetry



Countertop

# 2020 Atlas Tommy Bahama® Special Edition



# 2020 Atlas Tommy Bahama® Special Edition Décor



Seating




Bedsread



Cabinetry



Flooring



Countertops



For trip inspiration, read our Farms & Wineries Guide

## Relax in Style

Enjoy the exclusive Tommy Bahama bar: built with classic Airstream craftsmanship and designed to take your relaxation to the next level.



# 2020 Atlas Floor Plan



Atlas Lounge Slide-Out



Atlas Sleeping Quarters

[Find your perfect floorplan online.](#)

## Elegant & Expansive

An already roomy design is enhanced and elevated with the addition of the power slide-out available exclusively on the  
**Airstream Atlas.**

The thoughtful and luxurious design of the Atlas is unmatched in the industry.



Atlas  
Seats: 4  
Sleeps: 2

# 2020 Atlas & Atlas Tommy Bahama® Special Edition Specifications

Chassis	Mercedes-Benz® Sprinter 3500
Engine	Mercedes-Benz® 3.0L V6 Turbo Diesel
Emissions	BlueTEC SCR Technology, 50 State – EPA/CARB Standards
Horsepower	188 HP / 325 lbs torque
Transmission	7 Speed Automatic
Axle Ratio	3.92
Wheelbase	170"
MPG*	16-18 Estimated Highway
Chassis Safety System	Mercedes-Benz® Adaptive ESP® (Electronic Stability Program)
GVWR/GCWR	11,030 lbs/15,250 lbs
UBW	10,089 lbs
OCCC	941 lbs
Tow Package	Mercedes-Benz® Hitch, 7 Pin Trailer Plug, Brake Control Pre-wired
Tow Capacity**	Up to 5,000 lbs
Trailer Safety System	Mercedes-Benz® Trailer Stability Assist System
Overall Length	24 ft. 9 in.
Overall Height	10 ft. 6 in. (including A/C & Antenna)
Overall Width	8 ft. 3 in.
Interior Height/Width	6 ft. 6 in. / 7 ft. 4.5 in.
Tank Capacities	23 gals (Fresh), 28.5 gals (Grey), 22.1 gals (Black)
LPG	9.76 gals (41.38 lbs) 80% fill
Diesel Fuel	24.5 gals
Air Conditioner	15,000 BTU Quietstream™ Ducted w/Heat Pump
Furnace	16,000 BTU
Water Heater	60,000 BTU On-Demand Continuous Flow

Heated Tanks	Fresh and Grey Tanks (12 volt)
Refrigerator & Freezer	9.1 cu. ft. (12 volt)
Microwave	1.1 cu. ft. microwave
Cooktop	2 Burner with Integrated Cover
Safety Components	LP Gas Detector, Smoke and CO <sub>2</sub> Alarm, Fire Extinguisher and First Aid Kit
Plumbing System	Macerator Pump System w/Electric Retract
TV Antenna	Omni Directional In-motion VHF/UHF
TV Cable	Cable TV Outlets/Hook-ups
TV Satellite	Pre-wired for Satellite Dish
Connected 5G Antenna	Pre-wired for Connected Service
Electrical System	Touch Screen/Touch Pad Electronic Controls with Energy Management
Converter/Inverter	50 amp Multi-stage Charger, 1,000 Watt Pure Sine Inverter
Generator	3.2 kW (Diesel) with Remote Start
Batteries (Coach)	2-12 Volt Deep Cycle Maintenance Free Group 24 AGMs
Shore Power	30 amp/110 Volt Service
Solar Power	300 Watt Solar Panel
Support	24/7 365 Roadside Assistance
Warranty***	3 Years/36,000 Miles Airstream
	3 Years/36,000 Miles Mercedes-Benz®
	5 Years/100,000 Miles Mercedes-Benz® Engine

\* Actual mileage may vary due to load, driving style, and overall conditions.

\*\* Typical tow capacity will range from 4,200-5,000 lbs dependant upon build spec and intended vehicle loading with people, cargo, and fluids.

\*\*\* New Vehicle Limited Warranty. Individual components may vary. See Owners Manual for specific warranty coverage and information.

Chassis specifications may vary - Contact your Airstream Dealer.

## SAFETY

Multiple Safety Air Bags	STD
Active Brake Assist	STD
Active Lane Keeping Assist	STD
Active Cruise Control Assist	STD
Active Driver Attention Assist	STD
E-Call Assist	STD
Traffic Sign Assist	STD
Wet Wiper System	STD
Rear Camera Assist w/Always-On Viewing & Adjustable Angle	STD

## COCKPIT

Power Adjustable Heated Driver/Passenger Seats	STD
Tilt & Telescopic Leather Steering Wheel	STD
Advanced Multifunctional Steering Wheel	STD
Push Button Keyless Start	STD
Steering Wheel Paddle Shifters	STD
In-Dash Wireless Cell Phone Charging	STD
Overhead Map Lights	STD
In-Dash Maintenance Monitoring System	STD
MBUX Infotainment System (Mercedes-Benz User Experience) touch screen, pinch, zoom, voice recognition, Apple Carplay, Android capability	STD
Rear View Camera Monitor	STD
Custom Carpet Floor Mats	STD
Privacy Shades	STD

## EXTERIOR

Full Body Kit	STD
Hidden Hitch Cover Rear Bumper	STD
Fog Lamps	STD
Alcoa Aluminum Wheels	STD
High Performance Headlights	STD
Power Armless Awning w/Auto Retract	STD
Power Entry Step	STD
LED Lighting - patio, service box locations, adjustable awning, under carriage	STD
Locking Service Boxes	STD
Exterior Shower with Hot & Cold Water	STD
LP Accessory Hook-up (Grill)	STD
Side Screen Door	STD

## MAIN CABIN

Signature Aluminum Ceiling & Trim	STD
Matte Finish Laminate Cabinetry	STD
Flush-Mount & Solid Shut Cabinets	STD
Ultraleather™ Seating	STD
Vinyl w/Urethane Covering on Walls & Windows	STD
Power Window Shades	STD
Marine Woven Synthetic Flooring	STD
Adjustable LED Lighting	STD
LED Widescreen HDTV	STD
Power Sofa	STD
Integrated Murphy Bed (73" x 73")	STD
USB Charging Ports	STD
Fantastic Fan with Rain Sensor	STD

## BATHROOM (WET BATH)

Toilet	STD
Bath w/Corner Shower Teak Inlay	STD
Medicine Cabinet With Mirror	STD
Riveted Aluminum Porthole Door	STD
Kohler Faucet, Shower Head and Sink	STD
Towel Rack	STD

## GALLEY

Corian® Countertop with Backsplash	STD
Corian® Galley Slide-Out Shelf	STD
Sink with Integrated Cover	STD
Cooktop with Cover	STD

\*Information and Specifications are based on the 2020 model year and are subject to change without notice. For additional information, consult your Authorized Airstream Dealer.



# Airstream® + Mercedes-Benz®

## Roll with the Best.®



Download our Best-in-Class Guide for more.



Find your dealer.



419 West Pike Street  
P.O. Box 629  
Jackson Center, OH  
45334 USA

937-596-6111  
www.airstream.com



### Our Exclusive Partner

Airstream is an exclusive partner of the Mercedes-Benz® Club of America and every purchase of a new Airstream Interstate Touring Coach comes with a free one-year MBCA membership.

Product information, specifications, and photography in this brochure were as accurate as possible at time of printing. Photographs may contain some features that are optional on your vehicle.

Since we continually strive to improve our products, actual products may differ. Prices and specifications are subject to change without notice. All capacities are approximate and dimensions are nominal. Some features or options may be different or unavailable in other countries.

Warning – The recreational vehicle weight must remain within the manufacturer's specified chassis weight limit. Do not overload the recreational vehicle through the addition of water, options, cargo or otherwise.

TOMMY BAHAMA is a registered trademark of Tommy Bahama Group, Inc. Used with permission.

AIRSTREAM and all related model names, slogans, logos, and trademarks used herein are owned or are used under license by Airstream, Inc. MERCEDES BENZ® and related logos and trademarks are owned by Daimler AG and are used with permission. All other third party trademarks are owned by their respective owners.

All content and images  
© Airstream 2019

MKT-000022  
9/19